

# DoveTail Slides

## DOVETAIL SLIDE USES

- Work feeders for production milling.
- Shuttle devices.
- Assembly equipment.
- Special machines.
- Work holding devices.
- Checking fixtures.
- Positioning fixtures for staking, drilling, reaming, etc.

## MATERIAL

TUSK DOVETAIL SLIDES are made of continuous cast G2 40,000 PSI pearlitic grey iron. This material may be milled, drilled tapped, etc. for altering or mounting purposes.

## DESIGN

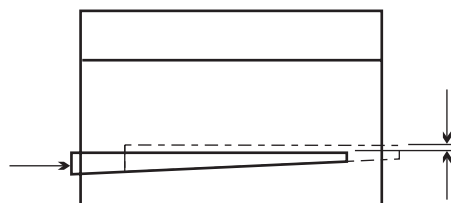
Short carriages with long travel, up to 12 inches, or long carriage with short base, all in one "Precision Dovetail Slide," that may be mounted in any position.

All Tusk Dovetail Slides from the 1.5 inch width to our 4 inch width have tapered gibs. These gibs assure accuracy throughout the life of the slide. Available with two carriages on a single base. Slides are manufactured with no standard mounting holes. Customer supplied holes must be more than 0.050" from way areas.

Our Dovetail slides have precision ground outer surfaces resulting in runout accuracy of .001 inches per 12 inches of travel. Lubrication is provided for with ball detent oilers. 10W light hydraulic oil recommended.

**Tapered gibs** are adjusted with a single screw that moves the gib on the taper. This type of gib remains parallel and wear is less as it occurs over the entire surface.

**Straight gibs**, when improperly adjusted, can cause binding in one area and looseness in another, creating uneven wear.

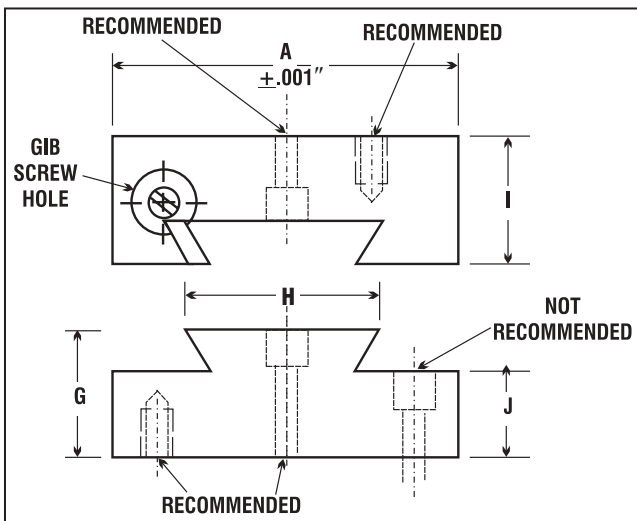
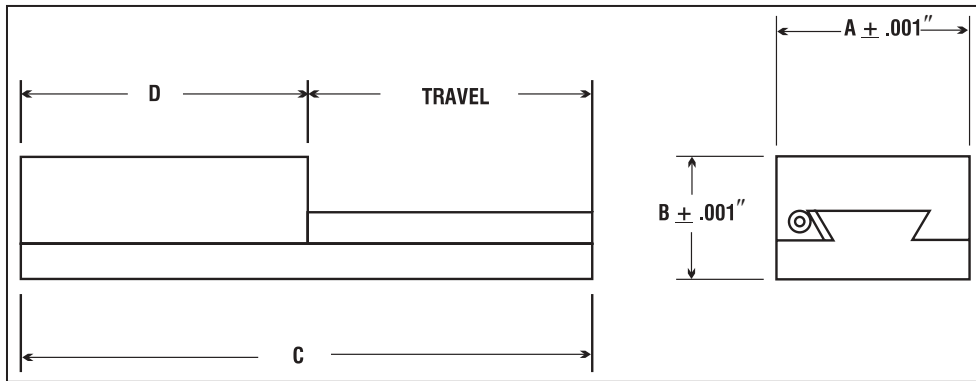


MODEL	A	B	C	D	TRAVEL
DT 1.5-10	1.500	1.000	3	2	1"
DT 1.5-20	1.500	1.000	4	2	2"
DT 1.5-30	1.500	1.000	5	2	3"
DT 1.5-40	1.500	1.000	6	2	4"
DT 1.5-50	1.500	1.000	7	2	5"
DT 1.5-60	1.500	1.000	8	2	6"
DT 1.5-70	1.500	1.000	9	2	7"
DT 1.5-80	1.500	1.000	10	2	8"
DT 1.5-90	1.500	1.000	11	2	9"
DT 1.5-100	1.500	1.000	12	2	10"

MODEL	A	B	C	D	TRAVEL
DT 2-10	2.000	1.250	4	3	1"
DT 2-20	2.000	1.250	5	3	2"
DT 2-30	2.000	1.250	6	3	3"
DT 2-40	2.000	1.250	7	3	4"
DT 2-50	2.000	1.250	8	3	5"
DT 2-60	2.000	1.250	9	3	6"
DT 2-70	2.000	1.250	10	3	7"
DT 2-80	2.000	1.250	11	3	8"
DT 2-90	2.000	1.250	12	3	9"
DT 2-100	2.000	1.250	13	3	10"
DT 2-110	2.000	1.250	14	3	11"
DT 2-120	2.000	1.250	15	3	12"

MODEL	A	B	C	D	TRAVEL
DT 3-10	3.000	1.500	5	4	1"
DT 3-20	3.000	1.500	6	4	2"
DT 3-30	3.000	1.500	7	4	3"
DT 3-40	3.000	1.500	8	4	4"
DT 3-50	3.000	1.500	9	4	5"
DT 3-60	3.000	1.500	10	4	6"
DT 3-70	3.000	1.500	11	4	7"
DT 3-80	3.000	1.500	12	4	8"
DT 3-90	3.000	1.500	13	4	9"
DT 3-100	3.000	1.500	14	4	10"
DT 3-110	3.000	1.500	15	4	11"
DT 3-120	3.000	1.500	16	4	12"

MODEL	A	B	C	D	TRAVEL
DT 4-10	4.000	1.750	6	5	1"
DT 4-20	4.000	1.750	7	5	2"
DT 4-30	4.000	1.750	8	5	3"
DT 4-40	4.000	1.750	9	5	4"
DT 4-50	4.000	1.750	10	5	5"
DT 4-60	4.000	1.750	11	5	6"
DT 4-70	4.000	1.750	12	5	7"
DT 4-80	4.000	1.750	13	5	8"
DT 4-90	4.000	1.750	14	5	9"
DT 4-100	4.000	1.750	15	5	10"
DT 4-110	4.000	1.750	16	5	11"
DT 4-120	4.000	1.750	17	5	12"



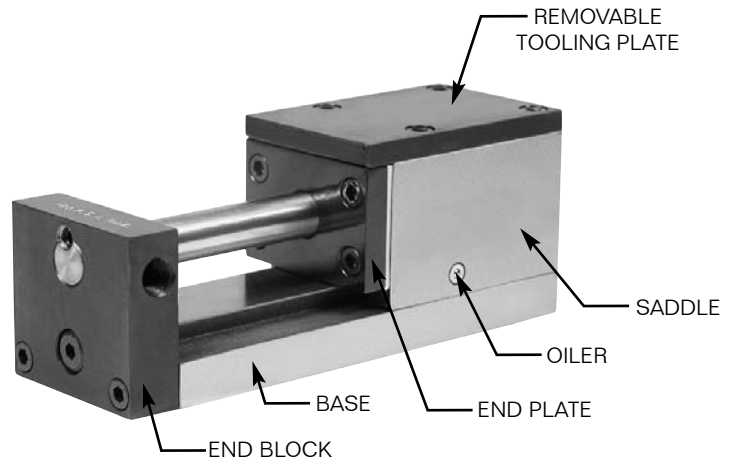
MODEL	A	G	H	I	J
DT 1.5-00	1.500	.609	.687	.625	.375
DT 2-00	2.000	.743	1.062	.750	.500
DT 3-00	3.000	.895	1.640	.937	.562
DT 4-00	4.000	.984	2.470	1.187	.562



# TUSK DIRECT, INC.

## Air Actuated Auto Slide

Precision Dovetail slides with an internally mounted air cylinder operate at 40-100 psi. Simply attached to your air supply and operate the precision dovetail slide components. The DTA series utilizes the same design and materials as that in our precision Dovetail Slides.



### Applications:

- Work Feeders for Production Milling
- Shuttle Devices
- Assembly Equipment
- Special Machines
- Work-Holding Devices
- Checking Fixtures
- Positioning Fixtures for Staking, Drilling, Reaming etc.

### Materials:

Continuous cast G2 40,000 PSI pearlitic grey iron. The material may be milled, drilled, and/or tapped for altering or mounting purposes. Continuous cast with milled ways end block, end plate, tooling plate - steel with black oxide finish.

### Design:

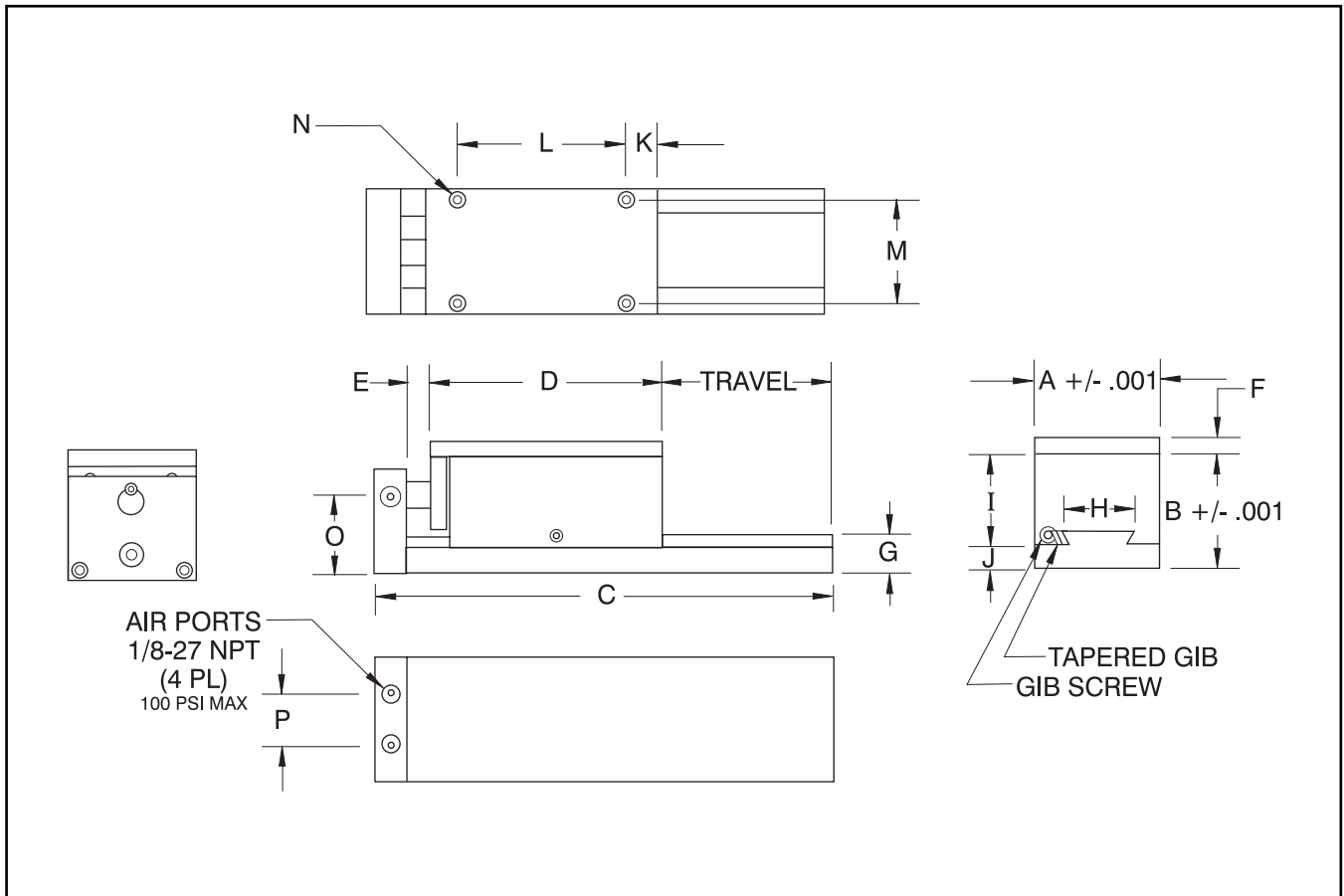
Long base with short carriage, internally mounted air cylinder, adjustable tapered gib, ground outer surface, no standard mounting holes.

### Specifications:

2,3,4" width, travel to 6 inches, up to 14<sup>7/8</sup>" length, 1/8"NPT side mounted grease fitting, runout accuracy of 0.001" over 12 inches. 10W light hydraulic oil recommended.

### Benefits:

Less wear and longer life, due to tapered gib which remains parallel over the slide life and allows wear to remain even over the entire surface. Longer life due to less misalignment from integral air cylinder. Less space requirement due to internal cylinder.



\$	MODEL	TRAVEL	BORE	A	B	C	D	E	F	G	H	I	J	K	L	M	N	O	P
\$863	<b>DTA 2-20</b>	2.0	1.0	2.000	2.125	6.125	3.000	0.50	0.250	0.74	BASE	1.625	0.500	0.25	1.75	1.50	10-24	1.44	0.88
\$952	<b>DTA 2-30</b>	3.0				8.125	4.000				2.75								
\$1032	<b>DTA 2-40</b>	4.0				10.125	5.000				3.75								
\$952	<b>DTA 3-20</b>	2.0	1.5	3.000	2.750	6.875	3.500	0.62	0.375	0.86	BASE	2.188	0.562	0.75	2.00	2.50	1/4-20	1.88	1.25
\$1032	<b>DTA 3-30</b>	3.0				8.875	4.500				3.00								
\$1111	<b>DTA 3-40</b>	4.0				10.875	5.500				4.00								
\$1111	<b>DTA 4-20</b>	2.0	1.5	4.000	2.875	7.375	4.000	0.62	0.375	0.98	BASE	2.313	0.562	0.75	2.50	3.50	1/4-20	1.94	1.25
\$1270	<b>DTA 4-40</b>	4.0				10.875	5.500				4.00								
\$1429	<b>DTA 4-60</b>	6.0				14.875	7.500				6.00								